


Pole mount Bracket



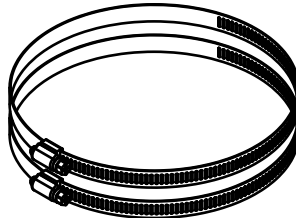
If you want to download the data, Please scan the QR code or use the website (www.down-data.com)

1 Overview

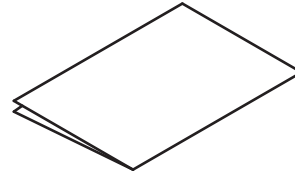
What's Included



Pole mount bracket
main body



Wire Ring (2ea)



Quick Guide



L-Wrench



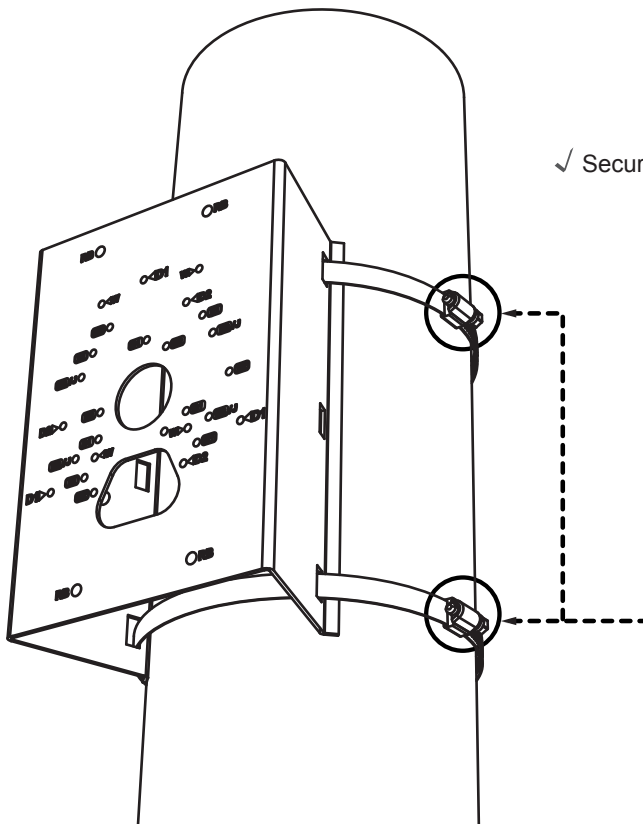
PH M4x10
(4ea)



PH M4x25
(4ea)



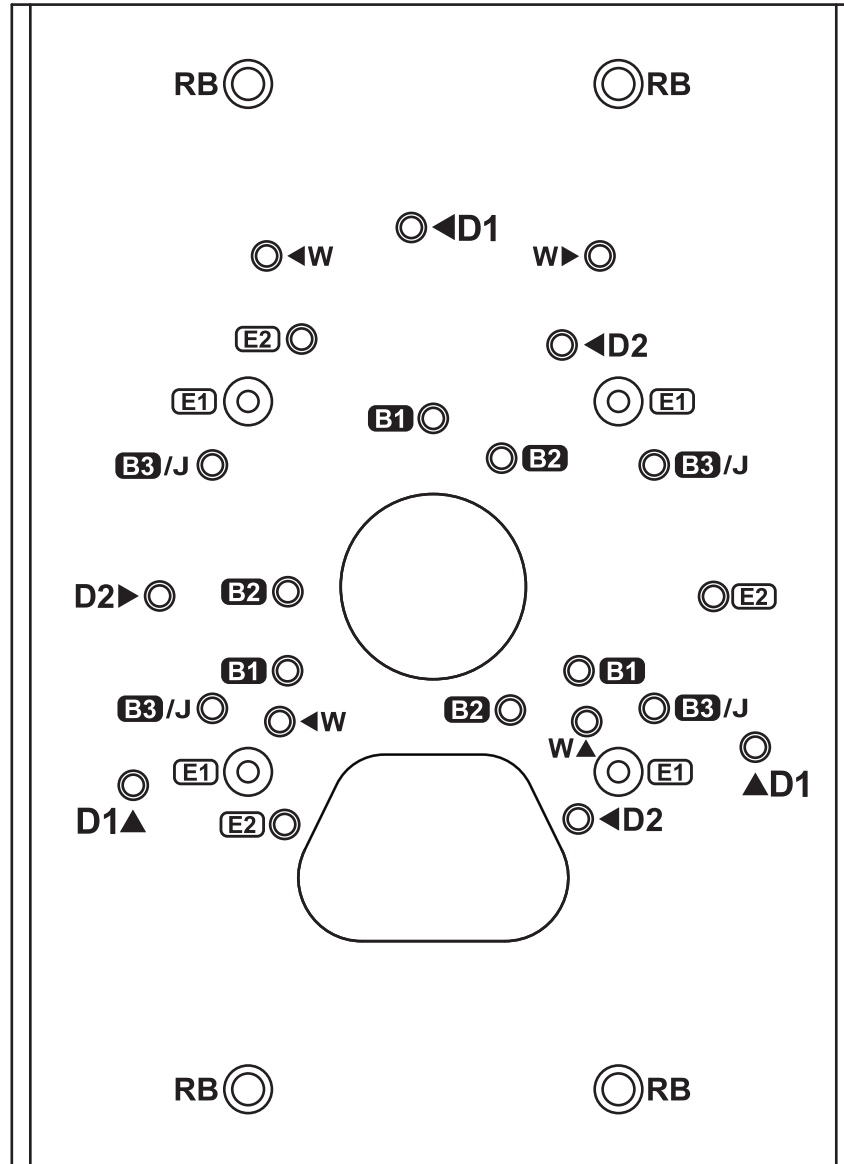
WRENCH BOL M6x20
(4ea)



✓ Secure the bracket to the pole using wire rings as shown.

Be sure to fasten the marked area and mount the camera on the bracket.

Pole Mount Bracket Hole



✓ Check the table below for the location of the camera fixing holes that are attached to the mounting bracket

No.	Application Model		Screw
E1	ABE	Eyeball	PH M4x25 (4EA)
E2	ABT	Turret	PH M4x25 (3EA)
D1	ASO / ASI / CFE	Dome	ASI : PH M4x10 (3EA) ASO / CFE : PH M4x25 (3EA)
D2	AMO	Dome	PH M4x10 (3EA)
B1	CMB / CSB	Bullet	PH M4x25 (3EA)
B2	CMB2	Bullet	PH M4x25 (3EA)
B3/J	CSB2 / New Junction Box	Bullet	PH M4x25(4EA)
W	New Wall Mount Bracket	Bracket	PH M4x25 (4EA)
RB	Rectangular BOX		WRENCH BOL M6x20 (4EA)

✓ When installing the ASI / AMO model, you must use a dedicated screw (PH M4x10).

✓ When installing the Rectangular Box model, you must use a dedicated screw (Wrench Bol M6 x 20).